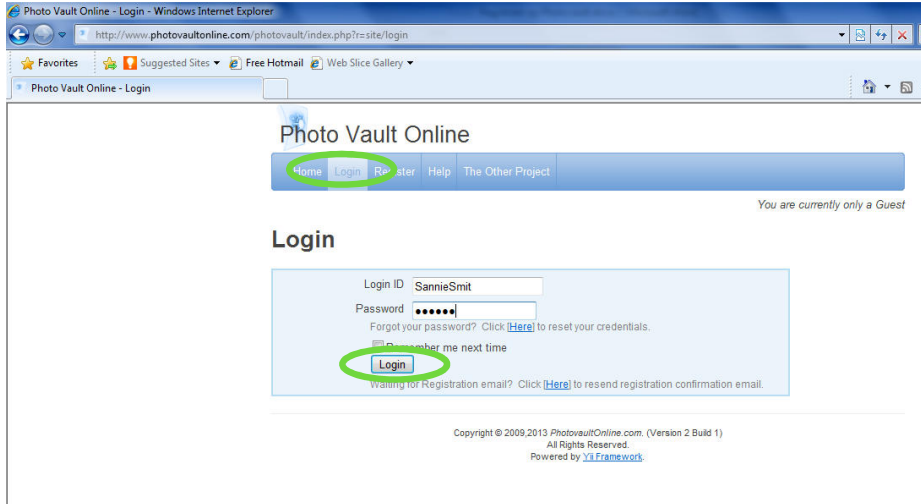


Teken in na www.photovaultonline.com

Klik op **Login** en tik jou Login ID en wagwoord in. Die ID is nie kas-sensitief nie, maar die wagwoord is.



Klik op die **Login** knoppie.

Die skerm sal nou wys dat jy ingeteken is as bv. Sannie Smit.



Gaan kyk eers onder **My Details** na al jou inligting en maak seker dis reg.

Photo Vault Online - Member - Windows Internet Explorer
http://www.photovaultonline.com/photovault/index.php?r=member/update

Update My Details

Fields with * are required.

Password
Repeat Password
Account Type My Personal Account
Firstname * Sannie
Lastname * Smit
Email Address * annie.botha@sanlam.co.za
Honours
Club Star Rating 3
PSSA Member Id
Landline Phone Number
Mobile Phone Number
Address
Address (cont.)
Address (cont.)
Address (cont.)
Question * Wat is my boetie se naam?
Answer * Jannie
Keep me Informed (Please send me reminder emails of exciting competitions I qualify for)
(The Security Question and Answer will be used for password retrieval in the case where you forgot your password. Use a question that only you will know the answer to. Remember - its purpose is to make sure it is really you who wants to reset the password. Example: What was your cat's name when you lived in Cullinan?)
Verification Code zefoxfw [Get a new code](#)
Please enter the letters as they are shown in the image above.
Letters are not case-sensitive.

Laai van foto's: kies **My Photovault** op die hoofskerm. As dit die eerste keer is dat jy ingaan sal die skerm soos volg lyk:

Photo Vault Online - Memberphoto - Windows Internet Explorer
http://www.photovaultonline.com/photovault/index.php?r=memberphoto/list

Photo Vault Online

Home My Clubs (Beta) My Details My Photo Vault My Entries Help Logout The Other Project

You are currently authenticated as Sannie Smit

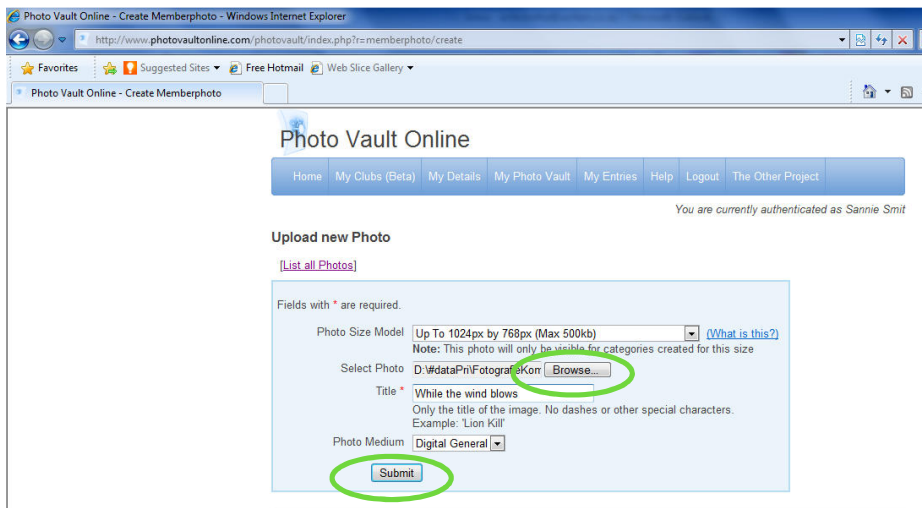
List all my uploaded Photos

[Upload New Photo](#) [My Archived Photos](#)

My Tags:

Show only photos where the Title of the photo contains:

Jy kan nou begin om jou foto's op te laai. Klik op **Upload new Photo**.

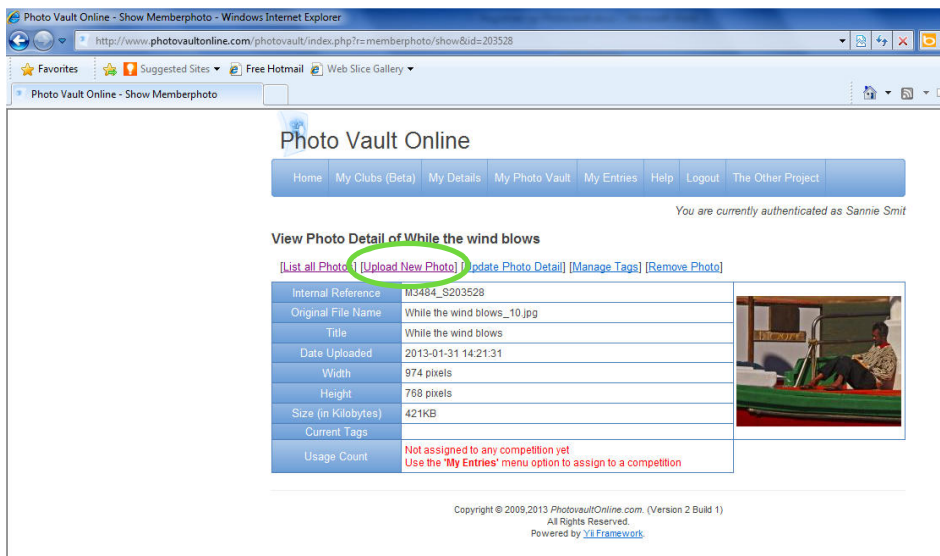


Selekteer die foto-grootte: **Up To 1024px by 768px (Max 500Kb)**.

Vir die Photo Medium, selekteer **Digital General**.

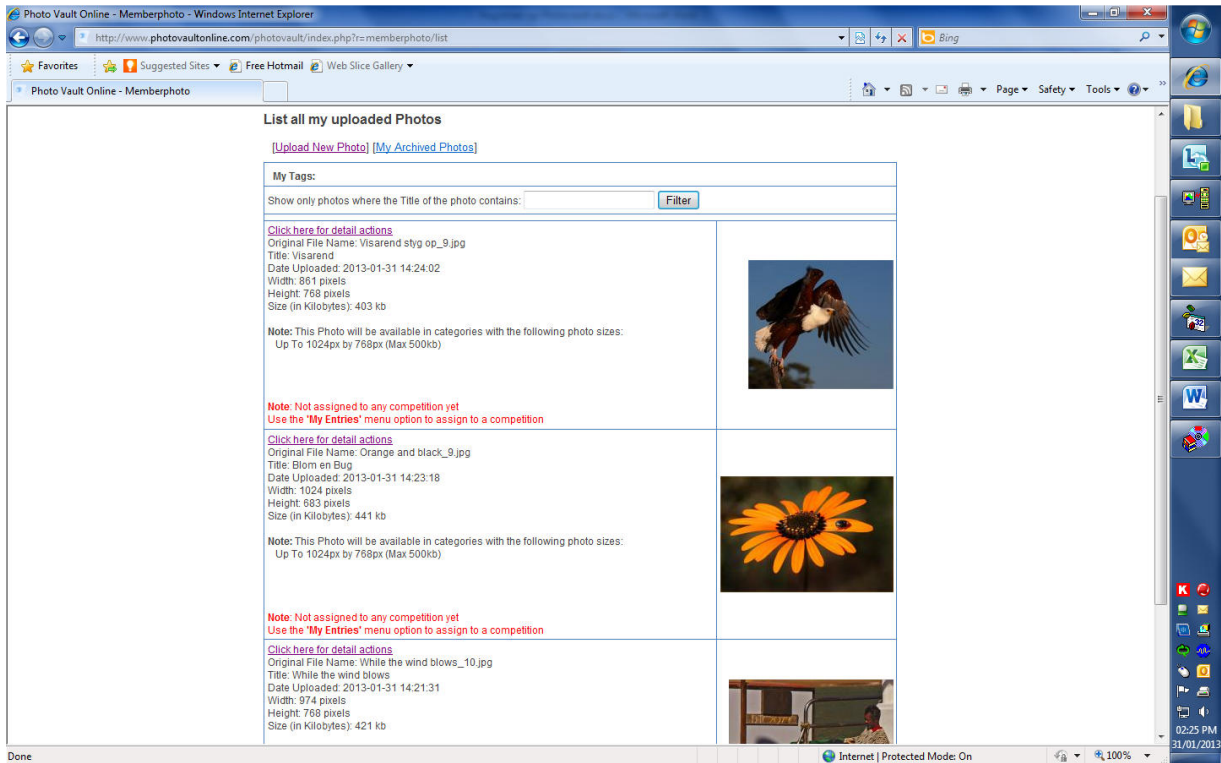
Klik op **Browse** en selekteer die regte foto op jou rekenaar. Vul die titel in waaronder jy die foto sal wil inskryf in.

Klik op **Submit**



Klik op **Upload New Photo** om volgende foto te laai.

Klik op **List All Photos** om almal wat reeds gelaai is te sien.



Gaan na **My Entries** om vir 'n spesifieke kompetisie/salon in te skryf.



Vervolg in vlg dokument: **Stap3_Inskryf vir kompetisie.pdf**